





Binch Coffee filter, 3 layers


• Create crease lines/guides

- Fold in half 


- Fold Again 

- Open to 

- Fold to 

- Open to 

• Follow fold sequences 1-4

• Fold in half 


① Fold 

About 1 inch

About 2 inches

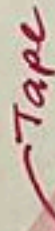
③

Fold (and repeat on other side)

② Fold 

④

Fold (repeat for other side)

Tape 

• Follow fold sequence 5-6

• Apply Tape ⑦ on R:L sides of mask

• punch hole

• Attach Elastic or Rubberband

